

LED PIXEL MOUDULE

ITEM NO.: LPM-R60 Series

INSTRUCTION OF LPM-R60

LPM-R60 can be arranged into any forms to provide the designers or architects various options for their concepts, both indoors and outdoors, easily realizing point-by-point control via offline control or PC based. This series is useful for video wall, decorative lighting, outline light, high-resolution irregular or regular display screen.

A. Products information:

A-1. Parameters:

Materials Of Shell: Clear flat transparent PC cover+Die cast Al(R60A)

Translucent dome PC cover+Die cast Al(R60B)

Operating Voltage: 24V DC

Protecting: IP65

Temperature: -20°C~40°C



A-2. Model Configuration Table

Model NO.	LED Color	LED Quantity	Power consumption	Size	Weight	✓
LPM-R60A -6	R, G, B	6pcs 5050SMD	3 Watts	D60xH20mm	134g	
LPM-R60B -6	R, G, B	6pcs 5050SMD	3 Watts	D60xH45mm	150g	

B. Working mode

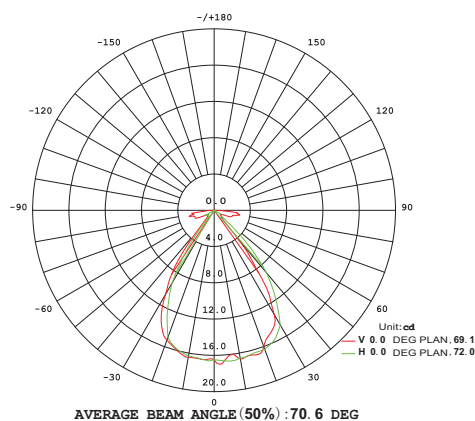
B-1.DMX mode: work with DMX controller.

B-1.Video mode: work with video controller coff-line or on-line.

C. Photometric Parameters

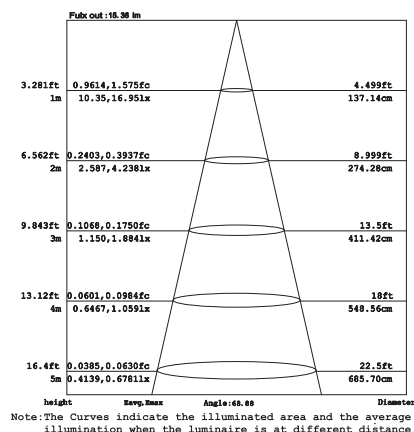
LPM-R60A -6

B-1. Distribution Curve



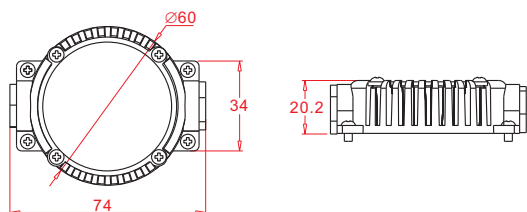
RGB

B-2. Illuminance At A Distance

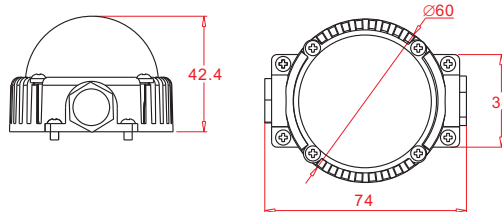


RGB

D. Dimension Drawing



LPM-R60A -6



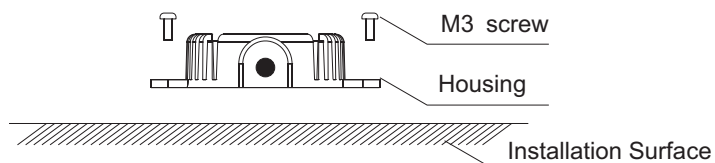
LPM-R60B -6

LED PIXEL MOUDULE

ITEM NO.: LPM-R60 Series

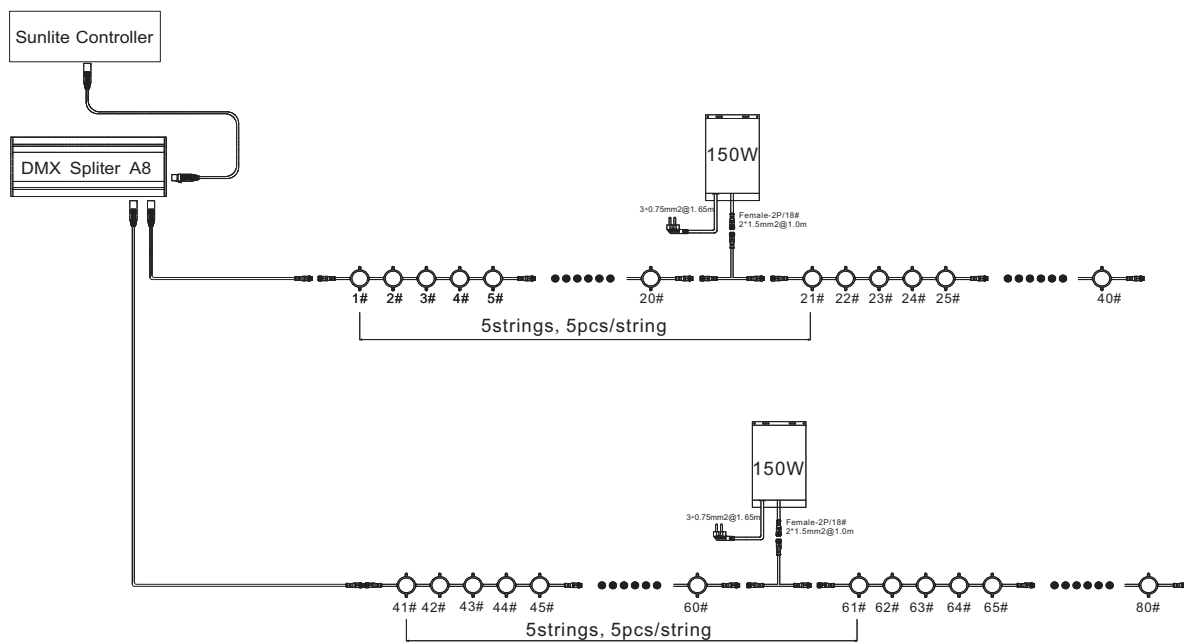
E. Installation Drawing

Fix the brackets via M3 screw, the installation mounting. Size as below:



F. Connection

F-1.Dmx control system

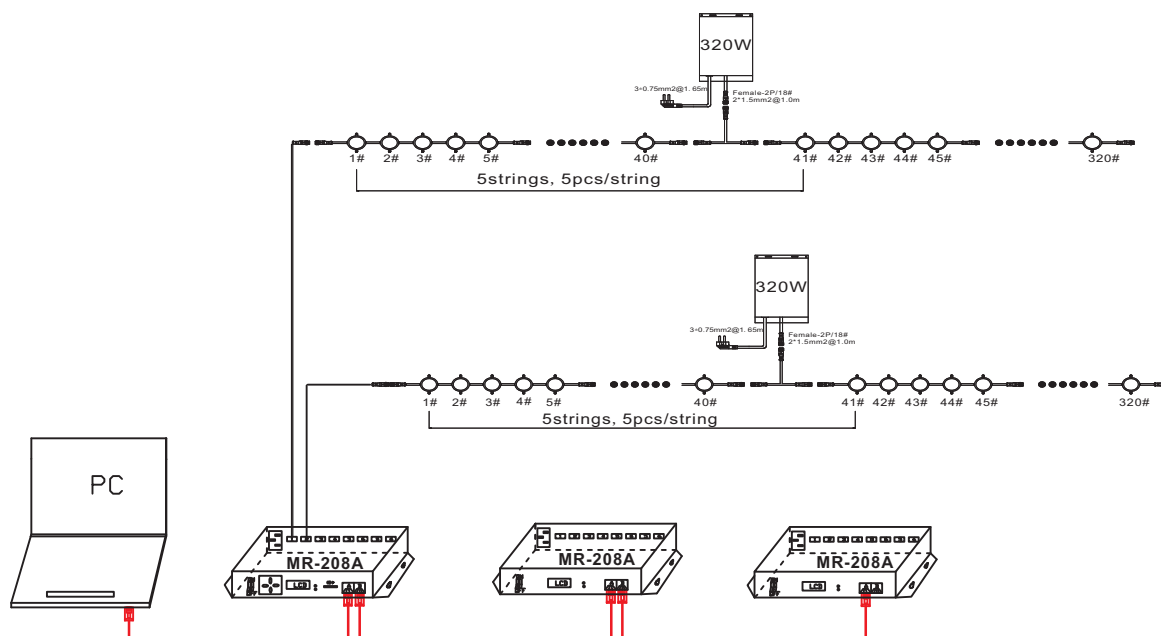


Model No.	Operating Voltage	Max. power loading	Max. signal loading
LPM-R60A-6	24V DC	40PCS	170PCS
LPM-R60B-6	24V DC	40PCS	170PCS

LED PIXEL MOUDULE

ITEM NO.: LPM-R60 Series

F-2.Video control system



Model No.	Operating Voltage	Max. power loading	Max. signal loading
LPM-R60A-6	24V DC	80PCS	320PCS
LPM-R60B-6	24V DC	80PCS	320PCS

Caution:

1. Do not plug them into power when the product is still inpackage;
2. Don't use anything to cover the fixture during application;
3. Don't use this product in close environment;
4. If this product appears to be damaged, do not attempt any repair, please contact your dealer.

Note: The above instruction are subject to update or improved without notice,Pls turn to our staff for further details!
Thanks for your long term support!